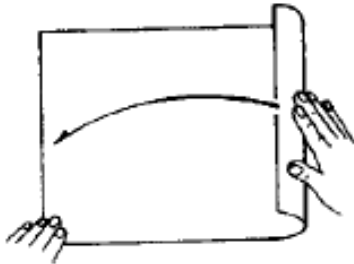


BOOKLET

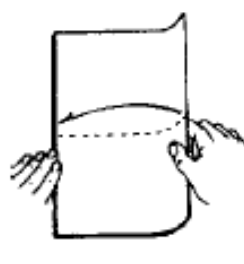
This booklet is very easy to make and can be used for making a small brochure, or picture book.
To make it you will need a sheet of white photocopy paper and a scissors.



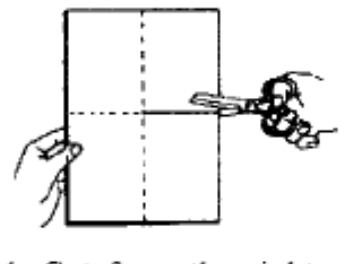
1. Place the sheet of paper on a table. Fold it half from right to left.



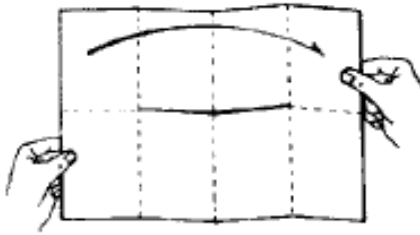
2. Fold and unfold it in half from bottom to top.



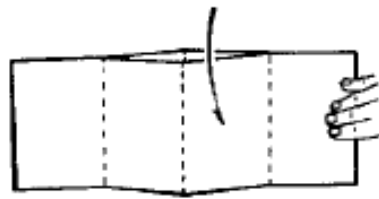
3. Fold and unfold it in half from right to left.



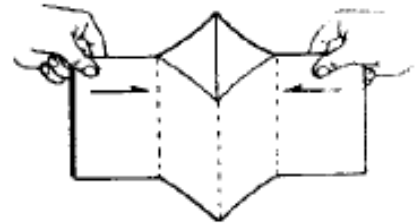
4. Cut from the right folded side into the middle of the paper, as shown.



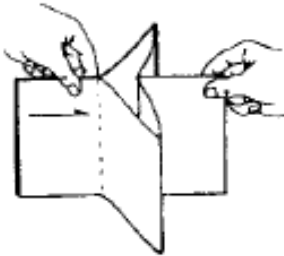
5. Open out the paper completely.



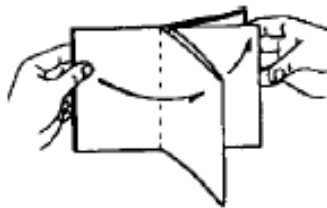
6. Fold it in half from top to bottom.



7. Hold the paper as shown, and push your hands together. The two centre layers will start to separate, making the middle pages of the booklet.



8. Fold the pages of the booklet together.



9. Using your imagination to make a lovely picture book.

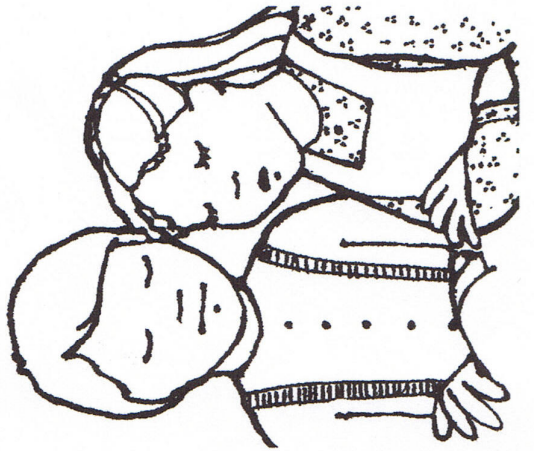


Printed from MormonShare.com
Free LDS Stuff

After I am baptized, I will be confirmed a member of The Church of Jesus Christ of Latter Day Saints and receive the gift of the Holy Ghost.

***I follow Jesus Christ
in faith when I
make and keep
my baptismal covenant.***

After I am baptized, I will receive the gift of the Holy Ghost.



I feel the Holy Ghost when I pray and am reverent and obey.



The Holy Ghost whispers to my heart and mind.

The Holy Ghost teaches me what is right.

The Holy Ghost comforts me when I am sad or scared.

The Holy Ghost helps me keep the promises I make at baptism.

